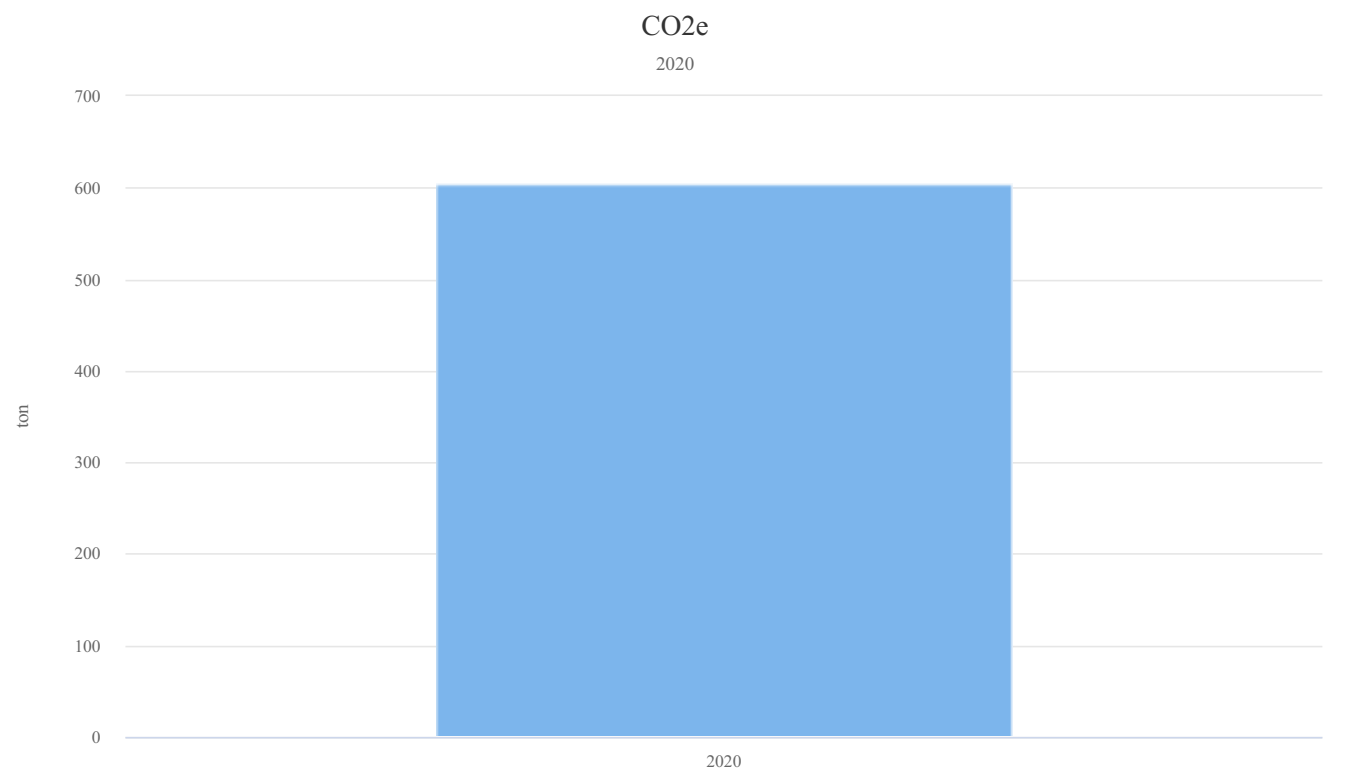


Co2 footprint 2020

volledig jaar



TOTALE CO2 UITSTOOT (SCOPE 1, 2 &3)



CO2e (ton)

2020

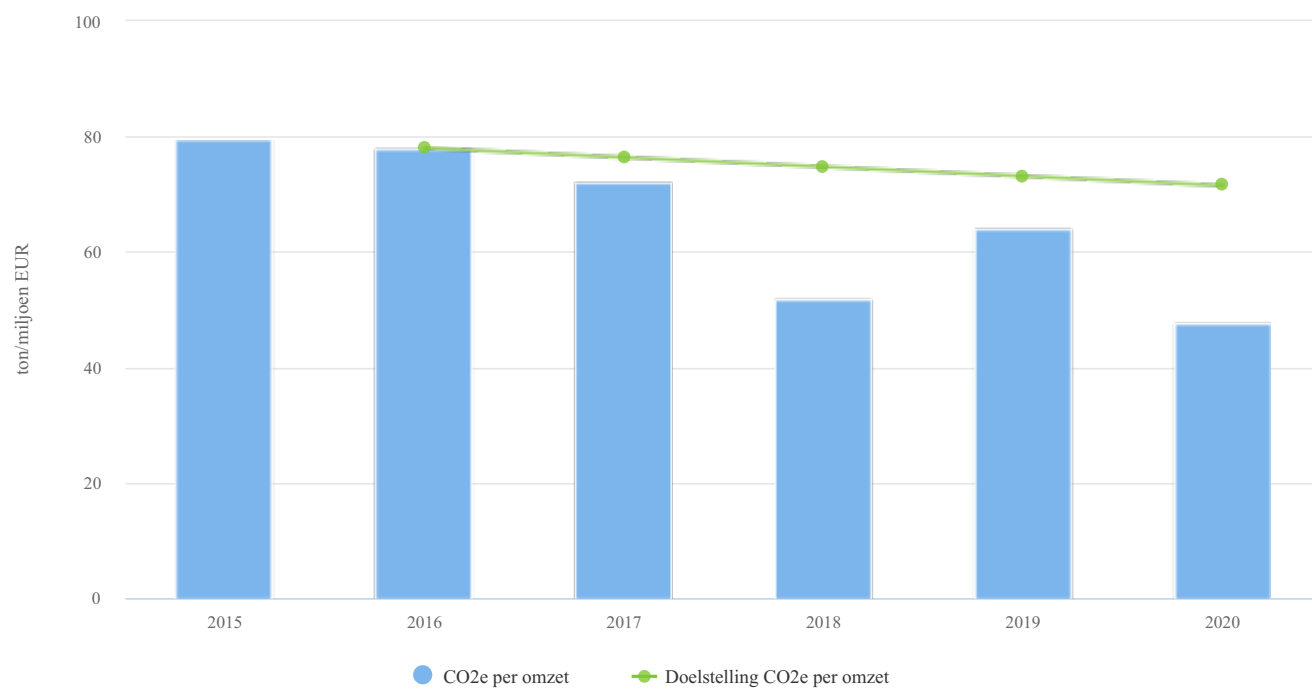
CO2e

604,49

CO2 UITSTOOT PER OMZET (SCOPE 1 & 2)

CO2e per omzet

01-01-2015 t/m 31-12-2020

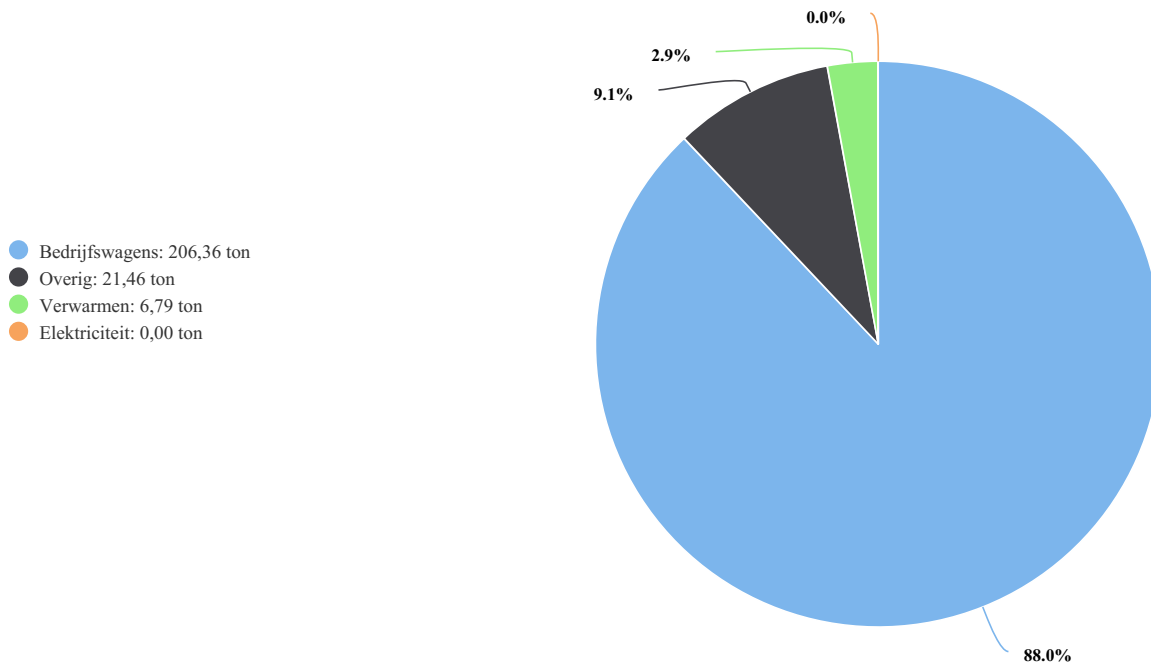


| CO2e per omzet (ton/miljoen EUR) | 2015 | 2016 | 2017 | 2018 | 2019 | 2020 |
|----------------------------------|-------|-------|-------|-------|-------|-------|
| CO2e per omzet | 79,59 | 77,87 | 71,91 | 51,79 | 63,89 | 47,78 |
| Doelstelling CO2e per omzet | | 78,00 | 76,41 | 74,82 | 73,22 | 71,63 |

CO2 VERDELING SCOPE 1 & 2

CO2e (235 ton)

2020

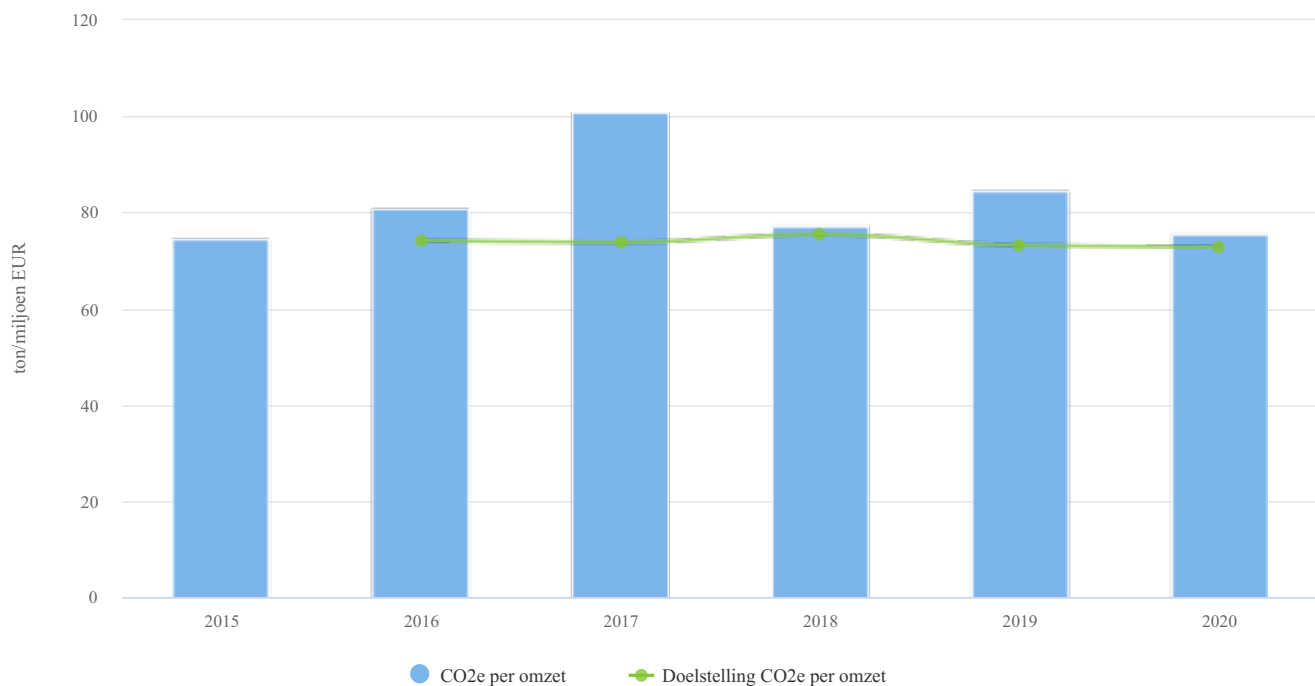


| CO2e (ton) | 2020 |
|----------------|---------------|
| Bedrijfswagens | 206,36 |
| Overig | 21,46 |
| Verwarmen | 6,79 |
| Elektriciteit | 0,00 |
| Totaal | 234,61 |

CO2 UITSTOOT (SCOPE 3)

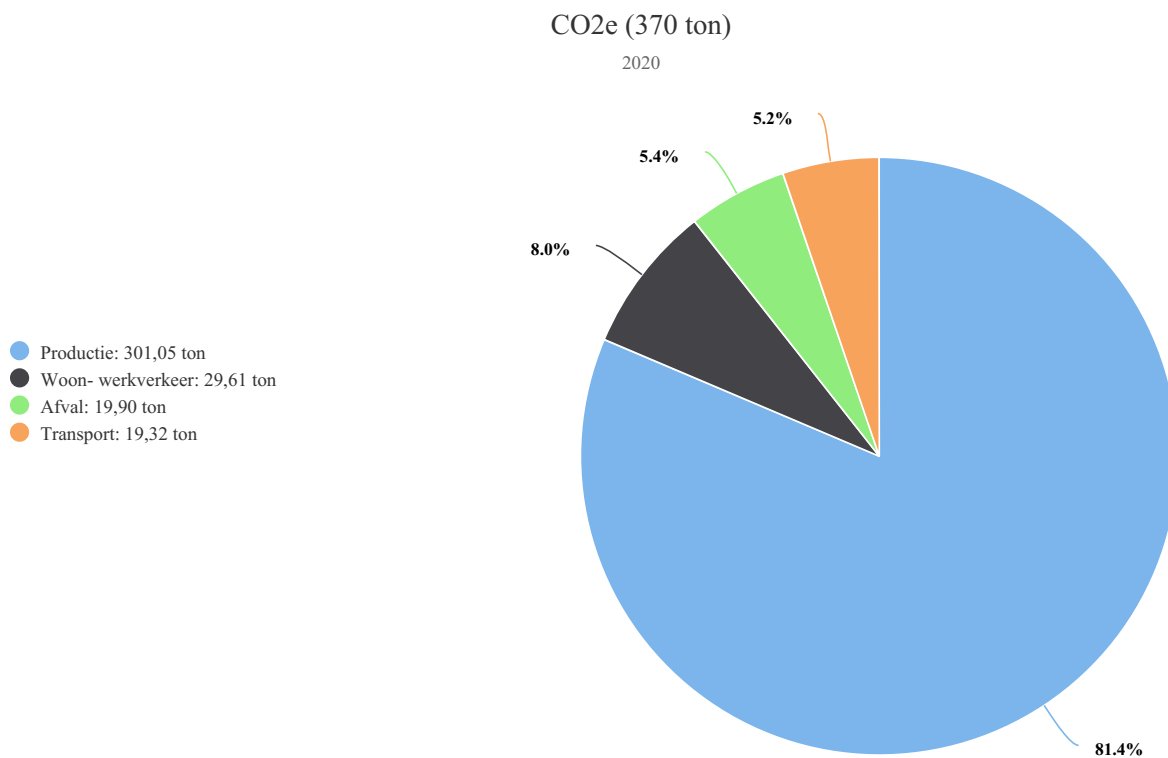
CO2e per omzet

01-01-2015 t/m 31-12-2020



| CO2e per omzet (ton/miljoen EUR) | 2015 | 2016 | 2017 | 2018 | 2019 | 2020 |
|----------------------------------|-------|-------|--------|-------|-------|-------|
| CO2e per omzet | 74,43 | 80,63 | 100,78 | 77,13 | 84,40 | 75,33 |
| Doelstelling CO2e per omzet | | 74,13 | 73,84 | 75,33 | 73,24 | 72,94 |

CO2 VERDELING SCOPE 3



| CO2e (ton) | 2020 |
|-------------------|--------|
| Productie | 301,05 |
| Woon- werkverkeer | 29,61 |
| Afval | 19,90 |
| Transport | 19,32 |
| Totaal | 369,88 |